

























PDC World Series of Darts Finals 2023

Spielrundenstatistiken Viertelfinale



P	3-Dart-Average			Checkout-Quote			Höchstes Finish		
1	Michael van GERWEN		103,91	Keegan BROWN		56%	Rob CROSS		138
2	Dimitri VAN DEN BERGH		99,52	Peter WRIGHT		50%	Nathan ASPINALL		130
3	Luke HUMPHRIES		98,00	Luke HUMPHRIES		46%	Michael van GERWEN		123
4	Nathan ASPINALL		97,79	Michael van GERWEN		44%	Luke HUMPHRIES		120
5	Raymond van BARNEVELD		95,07	Nathan ASPINALL		40%	Keegan BROWN		120
6	Peter WRIGHT		93,64	Dimitri VAN DEN BERGH		38%	Raymond van BARNEVELD		96
7	Rob CROSS		93,28	Raymond van BARNEVELD		32%	Dimitri VAN DEN BERGH		96
8	Keegan BROWN		92,37	Rob CROSS		15%	Peter WRIGHT		62

P	Anzahl High Finishes			Anzahl 180er			Gesamt 100-180		
1	Nathan ASPINALL		1	Michael van GERWEN		9	Dimitri VAN DEN BERGH		38
2	Michael van GERWEN		1	Dimitri VAN DEN BERGH		8	Raymond van BARNEVELD		37
3	Luke HUMPHRIES		1	Luke HUMPHRIES		6	Nathan ASPINALL		36
4	Keegan BROWN		1	Peter WRIGHT		6	Michael van GERWEN		36
5	Rob CROSS		1	Raymond van BARNEVELD		6	Peter WRIGHT		36
6	Peter WRIGHT		0	Nathan ASPINALL		4	Luke HUMPHRIES		27
7	Raymond van BARNEVELD		0	Keegan BROWN		4	Rob CROSS		23
8	Dimitri VAN DEN BERGH		0	Rob CROSS		0	Keegan BROWN		21



PDC World Series of Darts Finals 2023



Viertelfinale - Spiel 1/4

Rob CROSS		2	10		Luke HUMPHRIES
Session 1		0	5		Session 1
Session 2		1	4		Session 2
Session 3		1	1		Session 3
93,28		3-Dart-Average			98,00
2/13 - 15%		Checkout-Quote			10/22 - 46%
138		Höchstes Finish			120
1		Anzahl High Finishes			1
0		180			6
11		140+			3
12		100+			18
23		Gesamt 100-180			27

Viertelfinale - Spiel 2/4

Michael van GERWEN 	10	8	 Dimitri VAN DEN BERGH
Session 1	2	3	Session 1
Session 2	3	2	Session 2
Session 3	5	3	Session 3
103,91	3-Dart-Average		99,52
10/23 - 44%	Checkout-Quote		8/21 - 38%
123	Höchstes Finish		96
1	Anzahl High Finishes		0
9	180		8
11	140+		16
16	100+		14
36	Gesamt 100-180		38

Viertelfinale - Spiel 3/4

Keegan BROWN 	5	10	 Nathan ASPINALL
Session 1	2	3	Session 1
Session 2	1	4	Session 2
Session 3	2	3	Session 3
92,37	3-Dart-Average		97,79
5/9 - 56%	Checkout-Quote		10/25 - 40%
120	Höchstes Finish		130

1	Anzahl High Finishes	1
4	180	4
4	140+	13
13	100+	19
21	Gesamt 100-180	36

Viertelfinale - Spiel 4/4

Raymond v. BARNEVELD 	6	10	 Peter WRIGHT
Session 1	3	2	Session 1
Session 2	3	2	Session 2
Session 3	0	6	Session 3
95,07	3-Dart-Average		93,64
6/19 - 32%	Checkout-Quote		10/20 - 50%
96	Höchstes Finish		62
0	Anzahl High Finishes		0
6	180		6
13	140+		6
18	100+		24
37	Gesamt 100-180		36