













## PDC World Matchplay 2017

### Spielrundenstatistiken Halbfinale

P	3-Dart-Average		Checkout-Quote			Höchstes Finish	
1	Phil TAYLOR	 102,74	Phil TAYLOR	 35%	Daryl GURNEY	 118	
2	Daryl GURNEY	 94,40	Adrian LEWIS	 35%	Peter WRIGHT	 108	
3	Peter WRIGHT	 93,92	Daryl GURNEY	 31%	Phil TAYLOR	 86	
4	Adrian LEWIS	 93,50	Peter WRIGHT	 29%	Adrian LEWIS	 81	

P	Anzahl High Finishes		Anzahl 180er		Gesamt 100-180	
1	Peter WRIGHT	 2	Daryl GURNEY	 9	Peter WRIGHT	 81
2	Daryl GURNEY	 1	Phil TAYLOR	 8	Daryl GURNEY	 73
3	Phil TAYLOR	 0	Adrian LEWIS	 7	Phil TAYLOR	 63
4	Adrian LEWIS	 0	Peter WRIGHT	 4	Adrian LEWIS	 51

3



28

268





# PDC World Matchplay 2017

## Halbfinale - Spiel 1/2

<b>Daryl GURNEY</b> 	<b>15</b>	<b>17</b>		<b>Peter WRIGHT</b>
Session 1	4	1		Session 1
Session 2	0	5		Session 2
Session 3	2	3		Session 3
Session 4	3	2		Session 4
Session 5	2	3		Session 5
Session 6	4	3		Session 6
94,40	3-Dart-Average			93,92
15/49 - 31%	Checkout-Quote			17/58 - 29%
118	Höchstes Finish			108
1	High Finishes			2
9	180			4
1	170+			1
26	140+			32
37	100+			44
73	Gesamt 100-180			81

## Halbfinale - Spiel 2/2

<b>Phil TAYLOR</b>	 <b>17</b>	<b>9</b>	 <b>Adrian LEWIS</b>
Session 1	2	3	Session 1
Session 2	3	2	Session 2
Session 3	3	2	Session 3
Session 4	4	1	Session 4
Session 5	4	1	Session 5
Session 6	1	0	Session 6
102,74	3-Dart-Average		93,50
17/49 - 35%	Checkout-Quote		9/26 - 35%
86	Höchstes Finish		81
0	High Finishes		0
8	180		7
2	170+		2
25	140+		10
28	100+		32
63	Gesamt 100-180		51