

PDC World Matchplay 2018

Spielrundenstatistiken Halbfinale

P	3-Dart-Average			Checkout-Quote			Höchstes Finish		
1	Gary ANDERSON		106,06	Jeffrey de ZWAAN		43%	Gary ANDERSON		152
2	Jeffrey de ZWAAN		99,12	Mensur SULJOVIC		39%	Mensur SULJOVIC		151
3	Mensur SULJOVIC		90,16	Gary ANDERSON		38%	Jeffrey de ZWAAN		140
4	Peter WRIGHT		88,68	Peter WRIGHT		37%	Peter WRIGHT		136

P	Anzahl High Finishes			Anzahl 180er			Gesamt 100-180		
1	Gary ANDERSON		3	Gary ANDERSON		16	Gary ANDERSON		71
2	Jeffrey de ZWAAN		3	Jeffrey de ZWAAN		9	Peter WRIGHT		63
3	Mensur SULJOVIC		1	Peter WRIGHT		4	Mensur SULJOVIC		60
4	Peter WRIGHT		1	Mensur SULJOVIC		3	Jeffrey de ZWAAN		60

8



32

254





PDC World Matchplay 2018

Halbfinale - Spiel 1/2

Peter WRIGHT  13	17  Mensur SULJOVIC		
Session 1	3	2	Session 1
Session 2	1	4	Session 2
Session 3	2	3	Session 3
Session 4	4	1	Session 4
Session 5	1	4	Session 5
Session 6	2	3	Session 6
88,68	3-Dart-Average	90,16	
13/35 - 37%	Checkout-Quote	17/44 - 39%	
136	Höchstes Finish	151	
1	High Finishes	1	
4	180	3	
1	170+	1	
23	140+	22	
35	100+	34	
63	Gesamt 100-180	60	

Halbfinale - Spiel 2/2

Jeffrey de ZWAAN		12	17		Gary ANDERSON
Session 1		3	2		Session 1
Session 2		2	3		Session 2
Session 3		2	3		Session 3
Session 4		2	3		Session 4
Session 5		1	4		Session 5
Session 6		2	2		Session 6
99,12		3-Dart-Average			106,06
12/28 - 43%		Checkout-Quote			17/45 - 38%
140		Höchstes Finish			152
3		High Finishes			3
9		180			16
0		170+			0
17		140+			17
34		100+			38
60		Gesamt 100-180			71