



PDC Players Championship Finals 2022

Spielrundenstatistiken Halbfinale

P	3-Dart-Average		Checkout-Quote			Höchstes Finish	
1	Michael van GERWEN	 101,59	Michael van GERWEN	 50%	Rob CROSS	 132	
2	Rob CROSS	 97,83	Rob CROSS	 39%	Michael van GERWEN	 120	
3	Luke HUMPHRIES	 93,90	Luke HUMPHRIES	 31%	Jonny CLAYTON	 72	
4	Jonny CLAYTON	 93,86	Jonny CLAYTON	 29%	Luke HUMPHRIES	 70	

P	Anzahl High Finishes		Anzahl 180er		Gesamt 100-180	
1	Rob CROSS	 2	Rob CROSS	 6	Jonny CLAYTON	 42
2	Michael van GERWEN	 1	Michael van GERWEN	 5	Rob CROSS	 39
3	Jonny CLAYTON	 0	Jonny CLAYTON	 2	Michael van GERWEN	 35
4	Luke HUMPHRIES	 0	Luke HUMPHRIES	 2	Luke HUMPHRIES	 35

3



15

151





PDC Players Championship Finals 2022

Halbfinale - Spiel 1/2

Jonny CLAYTON 	7	11 	Rob CROSS
Session 1	3	2	Session 1
Session 2	1	4	Session 2
Session 3	3	2	Session 3
Session 4	0	3	Session 4
93,86	3-Dart-Average		97,83
7/24 - 29%	Checkout-Quote		11/28 - 39%
72	Höchstes Finish		132
0	Anzahl High Finishes		2
2	180		6
17	140+		10
23	100+		23
42	Gesamt 100-180		39

Halbfinale - Spiel 2/2

Luke HUMPHRIES		5	11		Michael van GERWEN
Session 1		2	3		Session 1
Session 2		2	3		Session 2
Session 3		1	4		Session 3
Session 4		0	1		Session 4
93,90		3-Dart-Average			101,59
5/16 - 31%		Checkout-Quote			11/22 - 50%
70		Höchstes Finish			120
0		Anzahl High Finishes			1
2		180			5
17		140+			8
16		100+			22
35		Gesamt 100-180			35