

































































































# PDC Players Championship Finals 2020

## Spielrundenstatistiken Achtelfinale

P	3-Dart-Average			Checkout-Quote			Höchstes Finish		
1	Jose de SOUSA		102,96	Michael SMITH		50%	Callan RYDZ		167
2	Michael SMITH		101,84	Ian WHITE		50%	Jeffrey de ZWAAN		142
3	Dirk van DUIJVENBODE		99,55	Dirk van DUIJVENBODE		48%	Luke HUMPHRIES		135
4	Ian WHITE		99,37	Damon HETA		42%	Gerwyn PRICE		130
5	Joe CULLEN		98,53	Michael van GERWEN		40%	Dirk van DUIJVENBODE		124
6	Gerwyn PRICE		98,38	Mervyn KING		40%	Mervyn KING		124
7	Damon HETA		96,75	Luke HUMPHRIES		38%	Ian WHITE		124
8	Michael van GERWEN		96,33	Jose de SOUSA		37%	Joe CULLEN		100
9	Mervyn KING		94,37	Jeffrey de ZWAAN		37%	Jose de SOUSA		100
10	Peter WRIGHT		94,31	Joe CULLEN		36%	Michael van GERWEN		96
11	Karel SEDLACEK		92,70	Callan RYDZ		35%	Peter WRIGHT		91
12	Ross SMITH		92,49	Gerwyn PRICE		33%	Damon HETA		86
13	Jeffrey de ZWAAN		91,79	Peter WRIGHT		29%	Michael SMITH		82
14	Luke HUMPHRIES		91,62	Ross SMITH		24%	Karel SEDLACEK		78
15	Callan RYDZ		87,12	Karel SEDLACEK		22%	Ross SMITH		57
16	Luke WOODHOUSE		85,98	Luke WOODHOUSE		7%	Luke WOODHOUSE		25

P	Anzahl High Finishes			Anzahl 180er			Gesamt 100-180		
1	Gerwyn PRICE		3	Damon HETA		7	Peter WRIGHT		48
2	Dirk van DUIJVENBODE		2	Michael SMITH		7	Jose de SOUSA		43
3	Jose de SOUSA		2	Jose de SOUSA		7	Ian WHITE		41
4	Ian WHITE		2	Gerwyn PRICE		6	Ross SMITH		40
5	Joe CULLEN		1	Callan RYDZ		5	Joe CULLEN		37
6	Mervyn KING		1	Karel SEDLACEK		5	Michael SMITH		37
7	Luke HUMPHRIES		1	Ian WHITE		5	Gerwyn PRICE		36
8	Callan RYDZ		1	Joe CULLEN		4	Luke HUMPHRIES		34
9	Jeffrey de ZWAAN		1	Michael van GERWEN		4	Damon HETA		33
10	Michael van GERWEN		0	Mervyn KING		4	Michael van GERWEN		31
11	Damon HETA		0	Dirk van DUIJVENBODE		3	Callan RYDZ		31
12	Michael SMITH		0	Peter WRIGHT		3	Jeffrey de ZWAAN		31
13	Peter WRIGHT		0	Jeffrey de ZWAAN		3	Mervyn KING		29
14	Karel SEDLACEK		0	Ross SMITH		2	Karel SEDLACEK		29
15	Ross SMITH		0	Luke WOODHOUSE		2	Dirk van DUIJVENBODE		23
16	Luke WOODHOUSE		0	Luke HUMPHRIES		0	Luke WOODHOUSE		15

14



67

538





# PDC Players Championship Finals 2020

## Achtelfinale - Spiel 1/8



<b>Ian WHITE</b> 	<b>8</b>	<b>10</b>		<b>Joe CULLEN</b>
Session 1	1	4		Session 1
Session 2	4	1		Session 2
Session 3	3	5		Session 3
99,37	3-Dart-Average			98,53
8/16 - 50%	Checkout-Quote			10/28 - 36%
124	Höchstes Finish			100
2	Anzahl High Finishes			1
5	180			4
14	140+			8
22	100+			25
41	Gesamt 100-180			37

## Achtelfinale - Spiel 2/8



<b>Michael SMITH</b> 	<b>10</b>	<b>7</b>		<b>Jose de SOUSA</b>
Session 1	2	3		Session 1
Session 2	2	3		Session 2
Session 3	6	1		Session 3

101,84	3-Dart-Average	102,96
10/20 - 50%	Checkout-Quote	7/19 - 37%
82	Höchstes Finish	100
0	Anzahl High Finishes	2
7	180	7
13	140+	15
17	100+	21
37	Gesamt 100-180	43



### Achtelfinale - Spiel 3/8

<b>Ross SMITH</b> 	<b>7</b>	<b>10</b> 	<b>Damon HETA</b>
Session 1	2	3	Session 1
Session 2	2	3	Session 2
Session 3	3	4	Session 3
92,49	3-Dart-Average	96,75	
7/29 - 24%	Checkout-Quote	10/24 - 42%	
57	Höchstes Finish	86	
0	Anzahl High Finishes	0	
2	180	7	
11	140+	10	
27	100+	16	
40	Gesamt 100-180	33	

### Achtelfinale - Spiel 4/8



<b>Gerwyn PRICE</b> 	<b>10</b>	<b>6</b> 	<b>Luke HUMPHRIES</b>
Session 1	2	3	Session 1
Session 2	3	2	Session 2
Session 3	5	1	Session 3
98,38	3-Dart-Average		91,62
10/30 - 33%	Checkout-Quote		6/16 - 38%
130	Höchstes Finish		135
3	Anzahl High Finishes		1
6	180		0
13	140+		15
17	100+		19
36	Gesamt 100-180		34

### Achtelfinale - Spiel 5/8



<b>Karel SEDLACEK</b> 	<b>5</b>	<b>10</b> 	<b>Mervyn KING</b>
Session 1	1	4	Session 1
Session 2	2	3	Session 2
Session 3	2	3	Session 3
92,70	3-Dart-Average		94,37
5/23 - 22%	Checkout-Quote		10/25 - 40%
78	Höchstes Finish		124
0	Anzahl High Finishes		1

5	180	4
10	140+	10
14	100+	15
29	Gesamt 100-180	29

### Achtelfinale - Spiel 6/8

<b>Peter WRIGHT</b>  <b>10</b>	<b>9</b>  <b>Callan RYDZ</b>		
Session 1	4	1	Session 1
Session 2	2	3	Session 2
Session 3	4	5	Session 3
94,31	3-Dart-Average		87,12
10/34 - 29%	Checkout-Quote		9/26 - 35%
91	Höchstes Finish		167
0	Anzahl High Finishes		1
3	180		5
19	140+		7
26	100+		19
48	Gesamt 100-180		31

### Achtelfinale - Spiel 7/8

<b>Dirk van DUIJVENBODE</b>  <b>10</b>	<b>1</b>  <b>Luke WOODHOUSE</b>		
Session 1	5	0	Session 1
Session 2	4	1	Session 2
Session 3	1	0	Session 3

99,55	3-Dart-Average	85,98
10/21 - 48%	Checkout-Quote	1/15 - 7%
124	Höchstes Finish	25
2	Anzahl High Finishes	0
3	180	2
6	140+	3
14	100+	10
23	Gesamt 100-180	15

### Achtelfinale - Spiel 8/8

<b>Michael van GERWEN</b> 	<b>10</b>	<b>7</b> 	<b>Jeffrey de ZWAAN</b>
Session 1	4	1	Session 1
Session 2	3	2	Session 2
Session 3	3	4	Session 3
96,33	3-Dart-Average	91,79	
10/25 - 40%	Checkout-Quote	7/19 - 37%	
96	Höchstes Finish	142	
0	Anzahl High Finishes	1	
4	180	3	
11	140+	12	
16	100+	16	
31	Gesamt 100-180	31	