



















PDC The Masters 2013 - 2016

2013		
1.	Phil TAYLOR	
2.	Adrian LEWIS	
3.	James WADE	
4.	Raymond van BARNEVELD	

2014		
1.	James WADE	
2.	Mervyn KING	
3.	Phil TAYLOR	
4.	Michael van GERWEN	

2015		
1.	Michael van GERWEN	
2.	Raymond van BARNEVELD	
3.	Adrian LEWIS	
4.	Gary ANDERSON	

2016		
1.	Michael van GERWEN	
2.	Dave CHISNALL	
3.	Phil TAYLOR	
4.	James WADE	



PDC The Masters 2013 - 2016

Rangliste

P	Name	N	1	2	3	4	HFT
1	Michael van GERWEN		2	0	0	1	3
2	Phil TAYLOR		1	0	2	0	3
3	James WADE		1	0	1	1	3
4	Adrian LEWIS		0	1	1	0	2
5	Raymond van BARNEVELD		0	1	0	1	2
6	Mervyn KING		0	1	0	0	1
	Dave CHISNALL		0	1	0	0	1
8	Gary ANDERSON		0	0	0	1	1

PDC The Masters 2013 - 2016


Nationenwertung

P	Land	F	1	2	3	4	HFT
1	ENGLAND		2	3	4	1	10
2	NIEDERLANDE		2	1	0	2	5
3	SCHOTTLAND		0	0	0	1	1



PDC The Masters 2013 - 2016

Alle Endspiele

Jahr	Sieger		Finalist		Legs	
2013	Phil TAYLOR		Adrian LEWIS		10	1
2014	James WADE		Mervyn KING		11	10
2015	Michael van GERWEN		Raymond van BARNEVELD		11	6
2016	Michael van GERWEN		Dave CHISNALL		11	6