













## PDC Grand Slam of Darts 2022

### Spielrundenstatistiken Halbfinale



P	3-Dart-Average		Checkout-Quote		Höchstes Finish	
1	Michael SMITH	 104,10	Nathan ASPINALL	 44%	Luke HUMPHRIES	 145
2	Nathan ASPINALL	 96,70	Luke HUMPHRIES	 34%	Nathan ASPINALL	 130
3	Raymond van BARNEVELD	 94,97	Michael SMITH	 33%	Michael SMITH	 130
4	Luke HUMPHRIES	 94,38	Raymond van BARNEVELD	 33%	Raymond van BARNEVELD	 76

P	Anzahl High Finishes		Anzahl 180er		Gesamt 100-180	
1	Nathan ASPINALL	 3	Michael SMITH	 17	Michael SMITH	 68
2	Michael SMITH	 2	Raymond van BARNEVELD	 9	Nathan ASPINALL	 64
3	Luke HUMPHRIES	 1	Luke HUMPHRIES	 7	Luke HUMPHRIES	 61
4	Raymond van BARNEVELD	 0	Nathan ASPINALL	 5	Raymond van BARNEVELD	 56
		6		38		249





# PDC Grand Slam of Darts 2022

## Halbfinale - Spiel 1/2

Raymond v. BARNEVELD 	12	16		Michael SMITH
Session 1	0	5		Session 1
Session 2	4	1		Session 2
Session 3	3	2		Session 3
Session 4	3	2		Session 4
Session 5	2	3		Session 5
Session 6	0	3		Session 6
94,97	3-Dart-Average			104,10
12/36 - 33%	Checkout-Quote			16/49 - 33%
76	Höchstes Finish			130
0	Anzahl High Finishes			2
9	180			17
18	140+			24
29	100+			27
56	Gesamt 100-180			68

## Halbfinale - Spiel 2/2

<b>Nathan ASPINALL</b>		<b>16</b>	<b>12</b>		<b>Luke HUMPHRIES</b>
Session 1		3	2		Session 1
Session 2		1	4		Session 2
Session 3		4	1		Session 3
Session 4		2	3		Session 4
Session 5		4	1		Session 5
Session 6		2	1		Session 6
96,70		3-Dart-Average			94,38
16/36 - 44%		Checkout-Quote			12/35 - 34%
130		Höchstes Finish			145
3		Anzahl High Finishes			1
5		180			7
22		140+			18
37		100+			36
64		Gesamt 100-180			61