

































































































PDC Grand Slam of Darts 2018

Spielrundenstatistiken Achtelfinale

P	3-Dart-Average			Checkout-Quote			Höchstes Finish		
1	Michael van GERWEN		108,32	Gary ANDERSON		63%	Dimitri van den BERGH		141
2	Jonny CLAYTON		103,65	Krzysztof RATAJSKI		60%	Josh PAYNE		140
3	Gary ANDERSON		101,22	Jonny CLAYTON		59%	Gary ANDERSON		136
4	Michael SMITH		100,69	Michael van GERWEN		50%	Rob CROSS		130
5	Simon WHITLOCK		94,95	Michael SMITH		47%	Michael SMITH		121
6	Krzysztof RATAJSKI		94,08	Mensur SULJOVIC		43%	Mensur SULJOVIC		116
7	Peter WRIGHT		93,86	Gerwyn PRICE		42%	Simon WHITLOCK		108
8	James WADE		93,76	Simon WHITLOCK		40%	Jonny CLAYTON		100
9	Mensur SULJOVIC		93,63	M. UNTERBUCHNER		37%	Gerwyn PRICE		96
10	M. UNTERBUCHNER		93,57	Dimitri van den BERGH		32%	M. UNTERBUCHNER		95
11	Gerwyn PRICE		93,37	Peter WRIGHT		32%	Michael van GERWEN		88
12	Rob CROSS		92,23	James WADE		30%	Krzysztof RATAJSKI		72
13	Dimitri van den BERGH		90,16	Josh PAYNE		29%	James WADE		72
14	Stephen BUNTING		88,14	Rob CROSS		27%	Stephen BUNTING		68
15	Wesley HARMS		87,97	Stephen BUNTING		26%	Peter WRIGHT		62
16	Josh PAYNE		84,10	Wesley HARMS		22%	Wesley HARMS		40

P	Anzahl High Finishes			Anzahl 180er			Gesamt 100-180		
1	Jonny CLAYTON		2	Michael van GERWEN		11	Mensur SULJOVIC		40
2	Josh PAYNE		2	Gary ANDERSON		6	James WADE		40
3	Michael SMITH		2	Dimitri van den BERGH		6	Simon WHITLOCK		39
4	Gary ANDERSON		1	Rob CROSS		6	Michael van GERWEN		38
5	Dimitri van den BERGH		1	Michael SMITH		6	Michael SMITH		37
6	Mensur SULJOVIC		1	Jonny CLAYTON		5	Jonny CLAYTON		36
7	Simon WHITLOCK		1	Peter WRIGHT		4	M. UNTERBUCHNER		35
8	Rob CROSS		1	M. UNTERBUCHNER		3	Rob CROSS		35
9	Michael van GERWEN		0	Simon WHITLOCK		3	Peter WRIGHT		34
10	Gerwyn PRICE		0	Wesley HARMS		3	Gerwyn PRICE		31
11	M. UNTERBUCHNER		0	Gerwyn PRICE		2	Dimitri van den BERGH		30
12	Stephen BUNTING		0	Stephen BUNTING		2	Stephen BUNTING		28
13	Wesley HARMS		0	Krzysztof RATAJSKI		2	Gary ANDERSON		27
14	Krzysztof RATAJSKI		0	Josh PAYNE		1	Wesley HARMS		24
15	Peter WRIGHT		0	James WADE		1	Josh PAYNE		23
16	James WADE		0	Mensur SULJOVIC		0	Krzysztof RATAJSKI		20



11

61

517



PDC Grand Slam of Darts 2018

Achtelfinale - Spiel 1/8



Stephen BUNTING 	6	10	 Dimitri van den BERGH*
Session 1	3	2	Session 1
Session 2	1	4	Session 2
Session 3	2	4	Session 3
88,14	3-Dart-Average		90,16
6/23 - 26%	Checkout-Quote		10/31 - 32%
68	Höchstes Finish		141
0	Anzahl High Finishes		1
2	180		6
9	140+		11
17	100+		13
28	Gesamt 100-180		30

* Im 15. Leg gelingt **Dimitri van den Bergh** ein **Neundarter** zur 9:6-Führung

Achtelfinale - Spiel 2/8



Gerwyn PRICE 	10	5 	Josh PAYNE
Session 1	2	3	Session 1
Session 2	3	2	Session 2
Session 3	5	0	Session 3
93,37	3-Dart-Average		84,10
10/24 - 42%	Checkout-Quote		5/17 - 29%
96	Höchstes Finish		140
0	Anzahl High Finishes		2
2	180		1
11	140+		7
18	100+		15
31	Gesamt 100-180		23

Achtelfinale - Spiel 3/8



Rob CROSS 	7	10 	Mensur SULJOVIC
Session 1	1	4	Session 1
Session 2	3	2	Session 2
Session 3	3	4	Session 3
92,23	3-Dart-Average		93,63
7/26 - 27%	Checkout-Quote		10/23 - 43%
130	Höchstes Finish		116

1	Anzahl High Finishes	1
6	180	0
11	140+	13
18	100+	27
35	Gesamt 100-180	40

Achtelfinale - Spiel 4/8

Peter WRIGHT 	6	10 	Simon WHITLOCK
Session 1	2	3	Session 1
Session 2	2	3	Session 2
Session 3	2	4	Session 3
93,86	3-Dart-Average	94,95	
6/19 - 32%	Checkout-Quote	10/25 - 40%	
62	Höchstes Finish	108	
0	Anzahl High Finishes	1	
4	180	3	
10	140+	15	
20	100+	21	
34	Gesamt 100-180	39	

Achtelfinale - Spiel 5/8

Jonny CLAYTON 	10	3 	Krzysztof RATAJSKI
Session 1	4	1	Session 1
Session 2	3	2	Session 2
Session 3	3	0	Session 3
103,65	3-Dart-Average		94,08
10/17 - 59%	Checkout-Quote		3/5 - 60%
100	Höchstes Finish		72
2	Anzahl High Finishes		0
5	180		2
8	140+		6
23	100+		12
36	Gesamt 100-180		20

Achtelfinale - Spiel 6/8



James WADE 	6	10 	Michael UNTERBUCHNER
Session 1	1	4	Session 1
Session 2	3	2	Session 2
Session 3	2	4	Session 3
93,76	3-Dart-Average		93,57
6/20 - 30%	Checkout-Quote		10/27 - 37%
72	Höchstes Finish		95

0	Anzahl High Finishes	0
1	180	3
15	140+	15
24	100+	17
40	Gesamt 100-180	35

Achtelfinale - Spiel 7/8

Gary ANDERSON 	10	2 	Wesley HARMS
Session 1	3	2	Session 1
Session 2	5	0	Session 2
Session 3	2	0	Session 3
101,22	3-Dart-Average		87,97
10/16 - 63%	Checkout-Quote		2/9 - 22%
136	Höchstes Finish		40
1	Anzahl High Finishes		0
6	180		3
5	140+		4
16	100+		17
27	Gesamt 100-180		24

Achtelfinale - Spiel 8/8

Michael SMITH	 8	10	 Michael van GERWEN
Session 1	3	2	Session 1
Session 2	2	3	Session 2
Session 3	3	5	Session 3
100,69	3-Dart-Average		108,32
8/17 - 47%	Checkout-Quote		10/20 - 50%
121	Höchstes Finish		88
2	Anzahl High Finishes		0
6	180		11
16	140+		8
15	100+		19
37	Gesamt 100-180		38