
















































































































PDC Champions League of Darts 2016

Spielrundenstatistiken Gruppenphase (Vorrunde)

P	3-Dart-Average			Checkout-Quote			Höchstes Finish		
1	Phil TAYLOR		108,31	Phil TAYLOR		63%	Phil TAYLOR		167
2	Phil TAYLOR		107,49	Gary ANDERSON		59%	James WADE		164
3	Michael van GERWEN		104,13	James WADE		56%	James WADE		161
4	James WADE		103,49	Peter WRIGHT		56%	Phil TAYLOR		154
5	James WADE		103,03	Phil TAYLOR		50%	Peter WRIGHT		134
6	Phil TAYLOR		102,66	Robert THORNTON		50%	Adrian LEWIS		122
7	Robert THORNTON		100,62	Phil TAYLOR		48%	Michael van GERWEN		122
8	Michael van GERWEN		100,27	James WADE		48%	Michael SMITH		119
9	Peter WRIGHT		97,7	Michael van GERWEN		45%	Robert THORNTON		113
10	Adrian LEWIS		97,48	James WADE		44%	Gary ANDERSON		110
11	Michael van GERWEN		97,3	Michael van GERWEN		42%	Michael SMITH		110
12	Gary ANDERSON		96,86	Gary ANDERSON		40%	Gary ANDERSON		103
13	Adrian LEWIS		95,85	Peter WRIGHT		38%	Gary ANDERSON		98
14	Michael SMITH		95,3	Michael van GERWEN		36%	Phil TAYLOR		97
15	Peter WRIGHT		94,85	Peter WRIGHT		36%	Peter WRIGHT		96
16	Gary ANDERSON		94,62	Robert THORNTON		32%	Michael van GERWEN		90



17	Peter WRIGHT		94,3	Michael SMITH		31%	Michael SMITH		87
18	Adrian LEWIS		92,01	Adrian LEWIS		30%	Michael van GERWEN		85
19	Gary ANDERSON		91,18	Adrian LEWIS		30%	Robert THORNTON		76
20	Robert THORNTON		91,1	Michael SMITH		29%	Robert THORNTON		74
21	Robert THORNTON		90,8	Gary ANDERSON		28%	James WADE		70
22	James WADE		90,66	Robert THORNTON		25%	Peter WRIGHT		68
23	Michael SMITH		87,65	Michael SMITH		24%	Adrian LEWIS		46
24	Michael SMITH		87,28	Adrian LEWIS		20%	Adrian LEWIS		40

P	Anzahl Breaks			Anzahl 180er			Gesamt 100-180		
1	Phil TAYLOR		7	James WADE		8	Gary ANDERSON		41
2	Gary ANDERSON		5	Michael SMITH		7	Adrian LEWIS		41
3	Gary ANDERSON		5	Robert THORNTON		7	James WADE		40
4	Phil TAYLOR		5	Michael van GERWEN		6	Phil TAYLOR		37
5	Gary ANDERSON		4	Michael van GERWEN		6	James WADE		37
6	Michael van GERWEN		4	Gary ANDERSON		5	Peter WRIGHT		37
7	Michael van GERWEN		4	Adrian LEWIS		5	Phil TAYLOR		36
8	Adrian LEWIS		4	Phil TAYLOR		5	Michael SMITH		36
9	Michael van GERWEN		4	Michael van GERWEN		5	Gary ANDERSON		35
10	Phil TAYLOR		3	Adrian LEWIS		5	James WADE		35
11	James WADE		3	Gary ANDERSON		4	Gary ANDERSON		34
12	Peter WRIGHT		3	Phil TAYLOR		4	Phil TAYLOR		34
13	Adrian LEWIS		3	Peter WRIGHT		4	Peter WRIGHT		34



14	Michael SMITH		3	Adrian LEWIS		4	Peter WRIGHT		34
15	James WADE		3	James WADE		4	Michael van GERWEN		32
16	James WADE		2	Peter WRIGHT		4	Robert THORNTON		32
17	Robert THORNTON		2	Phil TAYLOR		3	Michael van GERWEN		31
18	Michael SMITH		1	James WADE		3	Michael SMITH		31
19	Robert THORNTON		1	Michael SMITH		3	Robert THORNTON		29
20	Robert THORNTON		1	Robert THORNTON		3	Michael van GERWEN		27
21	Peter WRIGHT		1	Peter WRIGHT		3	Adrian LEWIS		27
22	Adrian LEWIS		0	Robert THORNTON		2	Adrian LEWIS		26
23	Michael SMITH		0	Michael SMITH		1	Michael SMITH		26
24	Peter WRIGHT		0	Gary ANDERSON		0	Robert THORNTON		24

PDC Champions League of Darts 2016

Vorrunde Gruppe A - Spiel 1/6



Phil TAYLOR  10	5  Peter WRIGHT		
Session 1	3	2	Session 1
Session 2	4	1	Session 2
Session 3	3	2	Session 3
102,66	3-Dart-Average		97,7
10/21 - 48%	Checkout-Quote		5/14 - 36%
154	Höchstes Finish		96
3	Anzahl Breaks		0
3	180		3
2	170+		2
15	140+		10
17	100+		19
37	Gesamt 100-180		34

Vorrunde Gruppe A - Spiel 2/6

Michael van GERWEN  10	5  Robert THORNTON		
Session 1	3	2	Session 1
Session 2	2	3	Session 2

Session 3	5	0	Session 3
97,3	3-Dart-Average		91,1
10/24 - 42%	Checkout-Quote		5/20 - 25%
90	Höchstes Finish		113
4	Anzahl Breaks		2
6	180		7
1	170+		0
5	140+		8
19	100+		14
31	Gesamt 100-180		29

Vorrunde Gruppe A - Spiel 3/6



Michael van GERWEN 	4	10 	Phil TAYLOR
Session 1	1	4	Session 1
Session 2	3	2	Session 2
Session 3	0	4	Session 3
104,13	3-Dart-Average		107,49
4/11 - 36%	Checkout-Quote		10/16 - 63%
122	Höchstes Finish		167
4	Anzahl Breaks		7
5	180		5
2	170+		0
7	140+		12

13	100+	19
27	Gesamt 100-180	36

Vorrunde Gruppe A - Spiel 4/6

Peter WRIGHT 	10	6	 Robert THORNTON
Session 1	4	1	Session 1
Session 2	3	2	Session 2
Session 3	3	3	Session 3
94,3	3-Dart-Average		90,8
10/18 - 56%	Checkout-Quote		6/19 - 32%
68	Höchstes Finish		76
3	Anzahl Breaks		1
4	180		2
0	170+		0
15	140+		9
15	100+		21
34	Gesamt 100-180		32

Vorrunde Gruppe A - Spiel 5/6

Phil TAYLOR 	10	2	 Robert THORNTON
Session 1	4	1	Session 1
Session 2	4	1	Session 2
Session 3	2	0	Session 3

108,31	3-Dart-Average	100,62
10/20 - 50%	Checkout-Quote	2/4 - 50%
97	Höchstes Finish	74
5	Anzahl Breaks	1
4	180	3
0	170+	0
13	140+	11
17	100+	10
34	Gesamt 100-180	24



Vorrunde Gruppe A - Spiel 6/6

Michael van GERWEN 	10	5		Peter WRIGHT
Session 1	4	1		Session 1
Session 2	3	2		Session 2
Session 3	3	2		Session 3
100,27	3-Dart-Average			94,85
10/22 - 45%	Checkout-Quote			5/13 - 38%
85	Höchstes Finish			134
4	Anzahl Breaks			1
6	180			4
1	170+			0
11	140+			12
14	100+			21



PDC Champions League of Darts 2016

Vorrunde Gruppe B - Spiel 1/6



Gary ANDERSON		10	5		Michael SMITH
Session 1		3	2		Session 1
Session 2		3	2		Session 2
Session 3		4	1		Session 3
96,86		3-Dart-Average			87,65
10/17 - 59%		Checkout-Quote			5/17 - 29%
103		Höchstes Finish			87
4		Anzahl Breaks			1
0		180			1
1		170+			0
14		140+			8
19		100+			17
34		Gesamt 100-180			26

Vorrunde Gruppe B - Spiel 2/6

Adrian LEWIS		3	10		James WADE
---------------------	---	----------	-----------	--	-------------------



Session 1	2	3	Session 1
Session 2	1	4	Session 2
Session 3	0	3	Session 3
97,48	3-Dart-Average		103,49
3/10 - 30%	Checkout-Quote		10/18 - 56%
46	Höchstes Finish		161
0	Anzahl Breaks		3
4	180	3	
0	170+	0	
4	140+	17	
19	100+	15	
27	Gesamt 100-180		35

Vorrunde Gruppe B - Spiel 3/6



Adrian LEWIS		10	8		Michael SMITH
Session 1		3	2		Session 1
Session 2		3	2		Session 2
Session 3		4	4		Session 3
95,85	3-Dart-Average				87,28
10/30 - 30%	Checkout-Quote				8/34 - 24%
122	Höchstes Finish				119
4	Anzahl Breaks				3
5	180				3

0	170+	0
13	140+	18
23	100+	15
41	Gesamt 100-180	36

Vorrunde Gruppe B - Spiel 4/6



Gary ANDERSON  10	7  James WADE		
Session 1	3	2	Session 1
Session 2	4	1	Session 2
Session 3	3	4	Session 3
94,62	3-Dart-Average	90,66	
10/36 - 28%	Checkout-Quote	7/16 - 44%	
98	Höchstes Finish	164	
5	Anzahl Breaks	3	
4	180	4	
1	170+	1	
15	140+	10	
21	100+	22	
41	Gesamt 100-180	37	

Vorrunde Gruppe B - Spiel 5/6

James WADE  10	5  Michael SMITH		
Session 1	3	2	Session 1

Session 2	4	1	Session 2
Session 3	3	2	Session 3
103,03	3-Dart-Average		95,3
10/21 - 48%	Checkout-Quote		5/16 - 31%
70	Höchstes Finish	110	
2	Anzahl Breaks		0
8	180	7	
0	170+	0	
10	140+	9	
22	100+	15	
40	Gesamt 100-180		31

Vorrunde Gruppe B - Spiel 6/6

Gary ANDERSON		10	5		Adrian LEWIS
Session 1		2	3		Session 1
Session 2		3	2		Session 2
Session 3		5	0		Session 3
91,18	3-Dart-Average		92,01		
10/25 - 40%	Checkout-Quote		5/25 - 20%		
110	Höchstes Finish		40		
5	Anzahl Breaks		3		
5	180		5		
1	170+		0		

8	140+	10
21	100+	11
35	Gesamt 100-180	26